December 2015

Berkeley County, WV

New Listings 118

-19.7% from Nov 2015: **147**

-5.6% from Dec 2014: **125**

YTD	2015	2014	+/-
	2,803	**2,530**	10.8%

5-year Dec average: **108**

New Pendings 96

-36.0% from Nov 2015: **150**

1.1% from Dec 2014: **95**

YTD	2015	2014	+/-
	2,114	**1,833**	15.3%

5-year Dec average: **98**

Closed Sales 172

62.3% from Nov 2015: **106**

48.3% from Dec 2014: **116**

YTD	2015	2014	+/-
	1,753	**1,581**	10.9%

5-year Dec average: **130**

Median Sold Price $154,250

2.8% from Nov 2015: **$150,000**

-0.5% from Dec 2014: **$155,000**

YTD	2015	2014	+/-
	$156,000	**$151,400**	3.0%

5-year Dec average: **$141,388**

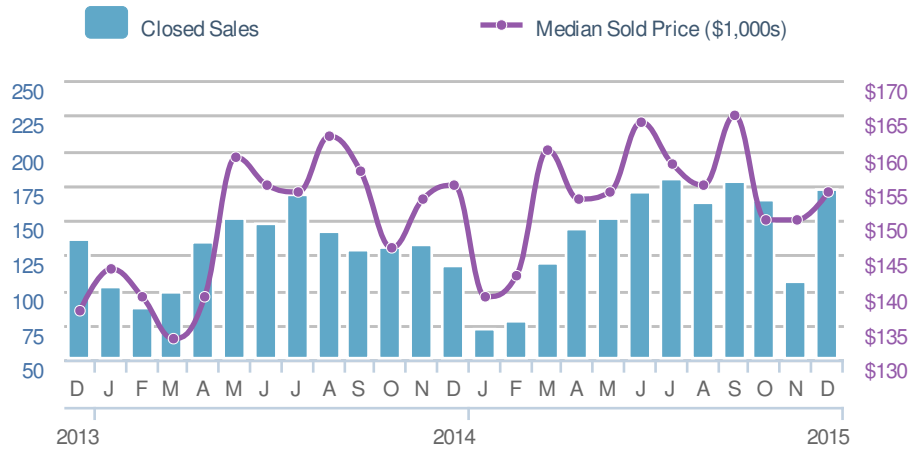

Active Listings 790

Nov 2015	Dec 2014
845	**799**

Avg DOM 83

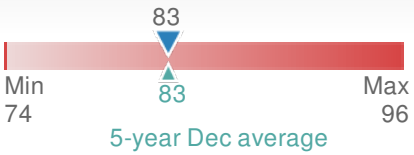

Nov 2015	Dec 2014	YTD
91	**74**	**91**

Avg Sold to OLP Ratio 93.0%

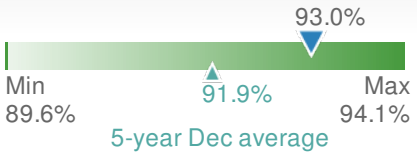

Nov 2015	Dec 2014	YTD
92.9%	**94.1%**	**94.1%**

Copyright © 2016 RealEstate Business Intelligence, LLC. All Rights Reserved.
Data Source: MRIS. Statistics calculated January 06, 2016.